



Texas  
Wesleyan  
UNIVERSITY

## Retention & Graduation - First Generation Undergraduates



Smaller. Smarter.



# Retention and Graduation of First Generation Undergraduate Students

## Fall Starters

### 2013-2015

This report presents the retention rates for Texas Wesleyan University's entering First Generation Student Cohort between Fall 2013 and Fall 2015. Includes both domestic and international freshman and transfers

Retention reports track a cohort from the first semester entered and from each term, Spring to Fall, thereafter for 8 years. Graduation and retention rates of cohorts are reported to IPEDS through 8 years

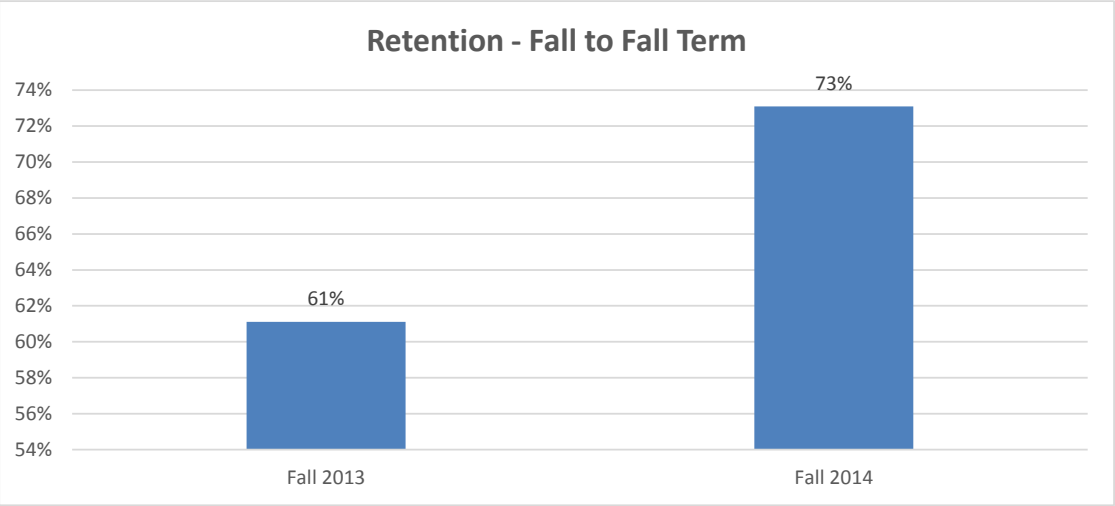
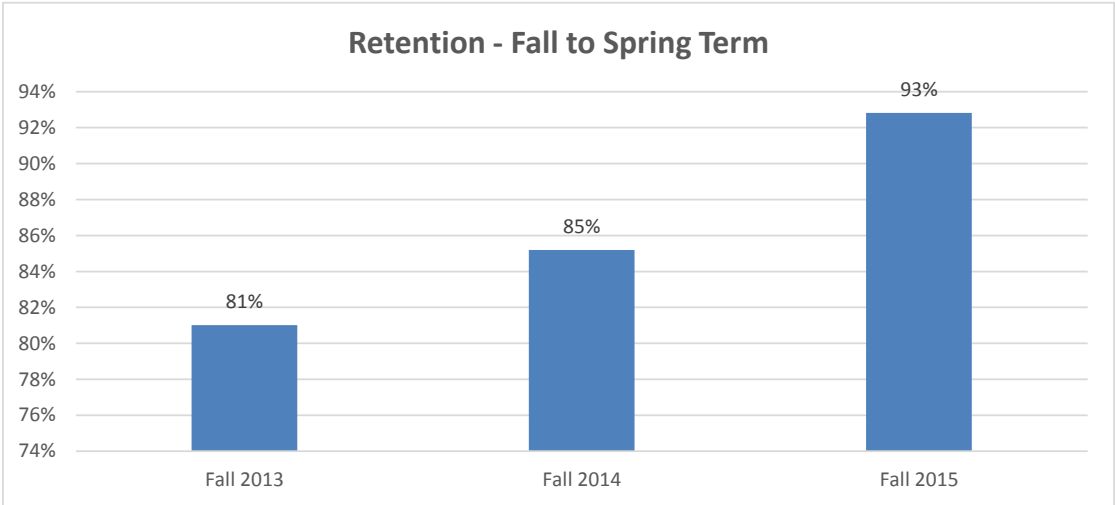
	Fall 2013	Spring 2014		Fall 2014		Spring 2015		Fall 2015		Spring 2016	
Enrollment	New Cohort #	# Enrolled	% retained	# Enrolled	% retained	# Enrolled	% retained	# Enrolled	% retained	# Enrolled	% retained
<b>Fall 2013</b>											
Enrolled and Retained	<b>216</b>	175	81%	132	61%	115	53%	88	41%	70	32%
Graduated each term		0	0%	8	4%	14	6%	16	7%	12	6%
Overall Graduation Rate		0	0%	8	4%	22	10%	38	18%	50	23%

	Fall 2014	Spring 2015		Fall 2015		Spring 2016	
Enrollment	New Cohort #	# Enrolled	% retained	# Enrolled	% retained	# Enrolled	% retained
<b>Fall 2014</b>							
Enrolled and Retained	<b>223</b>	190	85%	163	73%	145	65%
Graduated each term		0	0%	5	2%	23	10%
Overall Graduation Rate		0	0%	5	2%	28	13%

	Fall 2015	Spring 2016	
Enrollment	New Cohort #	# Enrolled	% retained
<b>Fall 2015</b>			
Enrolled and Retained	<b>246</b>	207	93%
Graduated each term		0	0%
Overall Graduation Rate		0	0%

# Retention of First Generation Undergraduate Students Fall Starters 2013-2015

All First Generation Undergraduate Students		
Start Term	Following Spring Term	Following Fall Term
Fall 2013	81%	61%
Fall 2014	85%	73%
Fall 2015	93%	



# Graduation Rates of First Generation Undergraduate Students

## Fall Starters

### 2013-2014

Graduation data through Spring 2016 commencement

Degree completion is the amount of time necessary for a student to complete all requirements for a degree according to our catalog.

### Year by Year Review

	Fall 2013		Fall 2014	
Enrolled <sup>1</sup>	216		223	
	#	%	#	%
Graduated within 2 years	22	10%	28	13%
Graduated within 3 years	28	13%	-	-
Graduated within 4 years	-	-	-	-
Graduated within 5 years	-	-	-	-
Graduated within 6 years	-	-	-	-
Graduated within 7 years	-	-	-	-
Graduated within 8 years	-	-	-	-
<b>Total Graduated</b>	<b>50</b>	<b>23%</b>	<b>28</b>	<b>13%</b>

<sup>1</sup> Beginning cohort enrolled for each term

Per IPEDS Definition:

4 years equals 8 semesters

5 Years equals 10 semesters

6 years equals 12 semesters

7 years equals 14 semesters

8 years equals 14+

Summer graduation included in Fall numbers

**IPEDS:** typical time to degree completion is 4 years (8 semesters excluding summer terms) However, 6-8 years is reported.

Degree completion is the amount of time necessary for a student to complete all requirements for a degree according to our catalog.

## Retention and Graduation of First Generation Undergraduate Students (Freshman Only)

### Fall Starters

### 2013-2015

This report presents the retention rates for Texas Wesleyan University's entering Freshman First Generation Student Cohort between Fall 2013 and Fall 2015. Includes both domestic and international freshman

Retention reports track a cohort from the first semester entered and from each term, Spring to Fall, thereafter for 8 years. Graduation and retention rates of cohorts are reported to IPEDS through 8 years

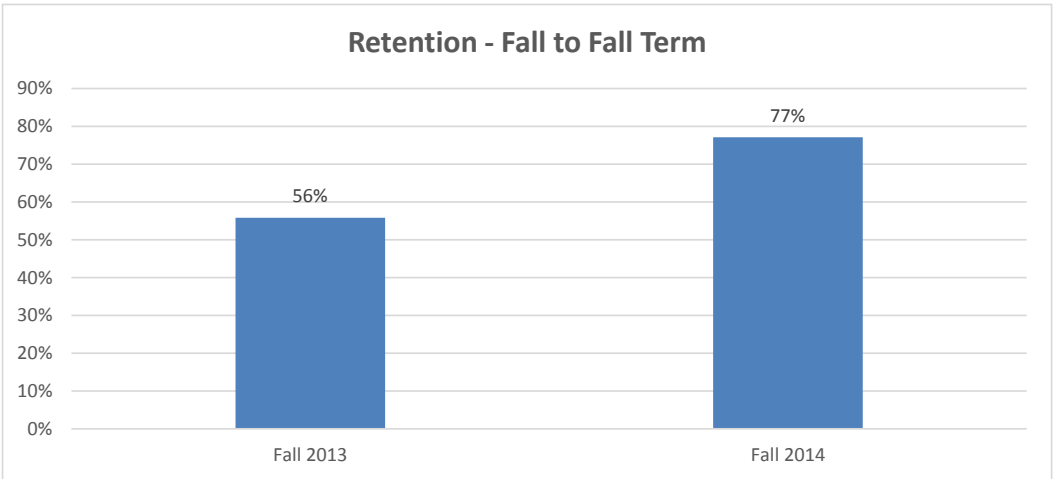
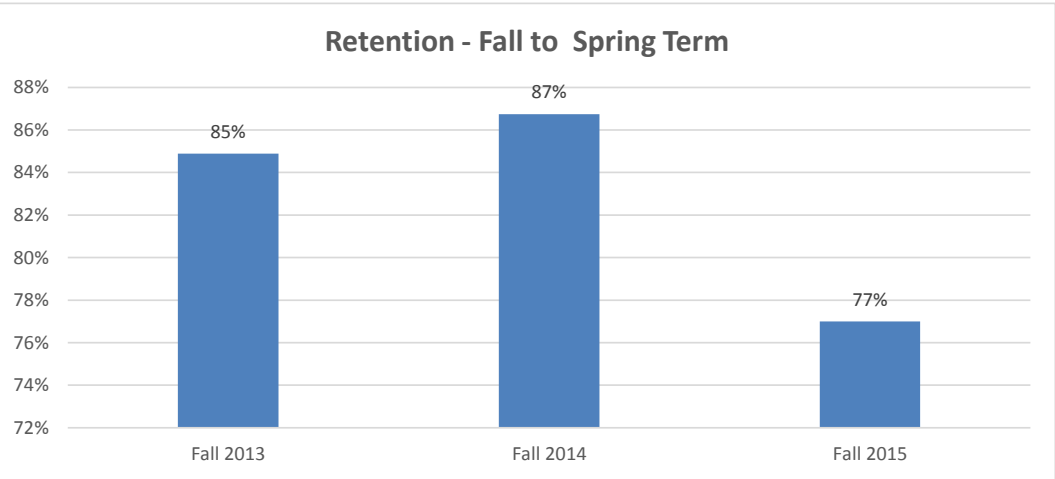
	Fall 2013	Spring 2014		Fall 2014		Spring 2015		Fall 2015		Spring 2016	
Enrollment	New Cohort #	# Enrolled	% retained	# Enrolled	% retained	# Enrolled	% retained	# Enrolled	% retained	# Enrolled	% retained
<b>Fall 2013</b>											
Enrolled and Retained	86	73	85%	48	56%	42	49%	38	44%	36	42%
Graduated each term		0	0%	0	0%	0	0%	0	0%	1	1%
Overall Graduation Rate		0	0%	0	0%	0	0%	0	0%	1	1%

	Fall 2014	Spring 2015		Fall 2015		Spring 2016	
Enrollment	New Cohort #	# Enrolled	% retained	# Enrolled	% retained	# Enrolled	% retained
<b>Fall 2014</b>							
Enrolled and Retained	83	72	87%	64	77%	57	69%
Graduated each term		0	0%	0	0%	0	0%
Overall Graduation Rate		0	0%	0	0%	0	0%

	Fall 2015	Spring 2016	
Enrollment	New Cohort #	# Enrolled	% retained
<b>Fall 2015</b>			
Enrolled and Retained	100	77	77%
Graduated each term		0	0%
Overall Graduation Rate		0	0%

# Retention of First Generation Undergraduate Students (Freshman Only) Fall Starters 2013-2015

First Generation Freshman		
Start Term	Following Spring Term	Following Fall Term
Fall 2013	85%	56%
Fall 2014	87%	77%
Fall 2015	77%	



# Graduation Rates of First Generation Undergraduate Students (Freshman Only)

## Fall Starters

### 2013-2014

Graduation data through Spring 2016 commencement

Degree completion is the amount of time necessary for a student to complete all requirements for a degree according to our catalog.

## Year by Year Review

	Fall 2013		Fall 2014	
Enrolled <sup>1</sup>	86		83	
	#	%	#	%
Graduated within 2 years	0	0%	0	0%
Graduated within 3 years	1	1%	-	-
Graduated within 4 years	-	-	-	-
Graduated within 5 years	-	-	-	-
Graduated within 6 years	-	-	-	-
Graduated within 7 years	-	-	-	-
Graduated within 8 years	-	-	-	-
<b>Total Graduated</b>	<b>1</b>	<b>1%</b>	<b>0</b>	<b>0%</b>

<sup>1</sup> Beginning cohort enrolled for each term

Per IPEDS Definition:

4 years equals 8 semesters

5 Years equals 10 semesters

6 years equals 12 semesters

7 years equals 14 semesters

8 years equals 14+

Summer graduation included in Fall numbers

# Retention and Graduation of First Generation Undergraduate Students (Transfers Only)

## Fall Starters

### 2013-2015

This report presents the retention rates for Texas Wesleyan University's entering Transfer First Generation Student Cohort between Fall 2013 and Fall 2015. Includes both domestic and international transfers

Retention reports track a cohort from the first semester entered and from each term, Spring to Fall, thereafter for 8 years. Graduation and retention rates of cohorts are reported to IPEDS through 8 years

	Fall 2013		Spring 2014		Fall 2014		Spring 2015		Fall 2015		Spring 2016	
Enrollment	New Cohort #	# Enrolled	% retained	# Enrolled	% retained	# Enrolled	% retained	# Enrolled	% retained	# Enrolled	% retained	
<b>Fall 2013</b>												
Enrolled and Retained	130	102	78%	84	65%	73	56%	50	38%	34	26%	
Graduated each term		0	0%	8	6%	14	11%	16	12%	11	8%	
Overall Graduation Rate		0	0%	8	6%	22	17%	38	29%	49	38%	

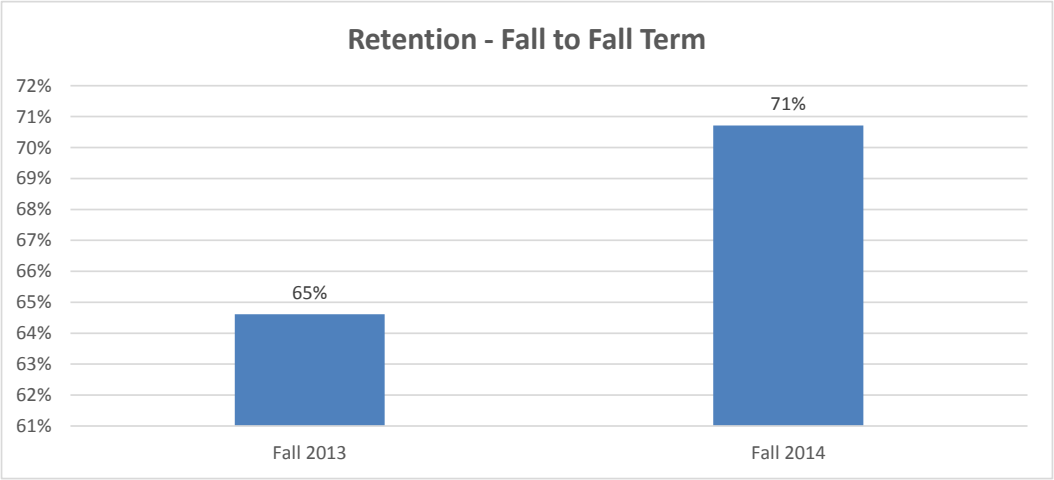
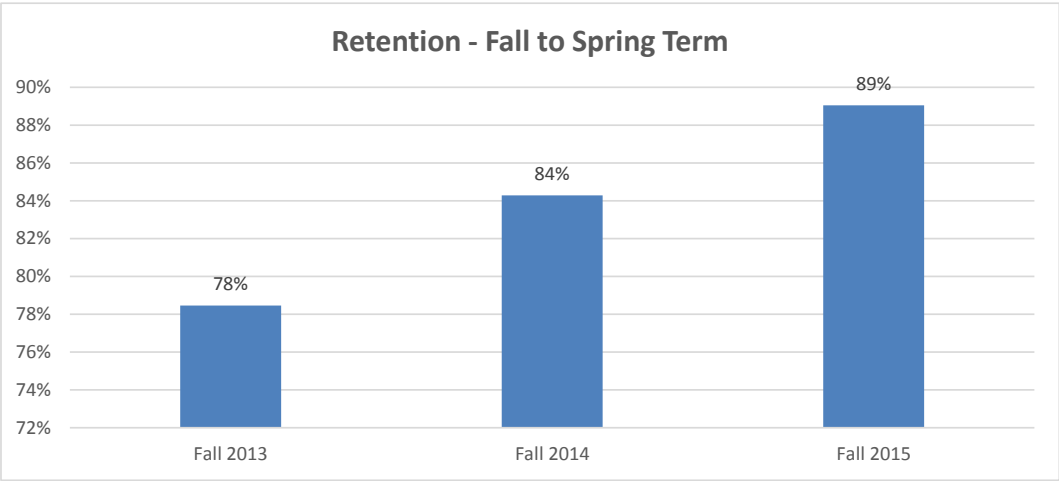
	Fall 2014		Spring 2015		Fall 2015		Spring 2016	
Enrollment	New Cohort #	# Enrolled	% retained	# Enrolled	% retained	# Enrolled	% retained	
<b>Fall 2014</b>								
Enrolled and Retained	140	118	84%	99	71%	88	63%	
Graduated each term		0	0%	5	4%	23	16%	
Overall Graduation Rate		0	0%	5	4%	28	20%	

	Fall 2015		Spring 2016	
Enrollment	New Cohort #	# Enrolled	% retained	
<b>Fall 2015</b>				
Enrolled and Retained	146	130	89%	
Graduated each term		0	0%	
Overall Graduation Rate		0	0%	



**Retention of First Generation Undergraduate Students (Transfers Only)  
Fall Starters  
2013-2015**

First Generation Transfers		
Start Term	Following Spring Term	Following Fall Term
Fall 2013	78%	65%
Fall 2014	84%	71%
Fall 2015	89%	



# Graduation Rates of First Generation Undergraduate Students (Transfers Only)

## Fall Starters

### 2013-2014

Graduation data through Spring 2016 commencement

Degree completion is the amount of time necessary for a student to complete all requirements for a degree according to our catalog.

## Year by Year Review

	Fall 2013		Fall 2014	
Enrolled <sup>1</sup>	130		140	
	#	%	#	%
Graduated within 2 years	22	17%	28	20%
Graduated within 3 years	27	21%	-	-
Graduated within 4 years	-	-	-	-
Graduated within 5 years	-	-	-	-
Graduated within 6 years	-	-	-	-
Graduated within 7 years	-	-	-	-
Graduated within 8 years	-	-	-	-
<b>Total Graduated</b>	<b>49</b>	<b>38%</b>	<b>28</b>	<b>20%</b>

<sup>1</sup> Beginning cohort enrolled for each term

Per IPEDS Definition:

4 years equals 8 semesters

5 Years equals 10 semesters

6 years equals 12 semesters

7 years equals 14 semesters

8 years equals 14+

Summer graduation included in Fall numbers